



EMERGENCY  
MANAGEMENT  
DIVISION

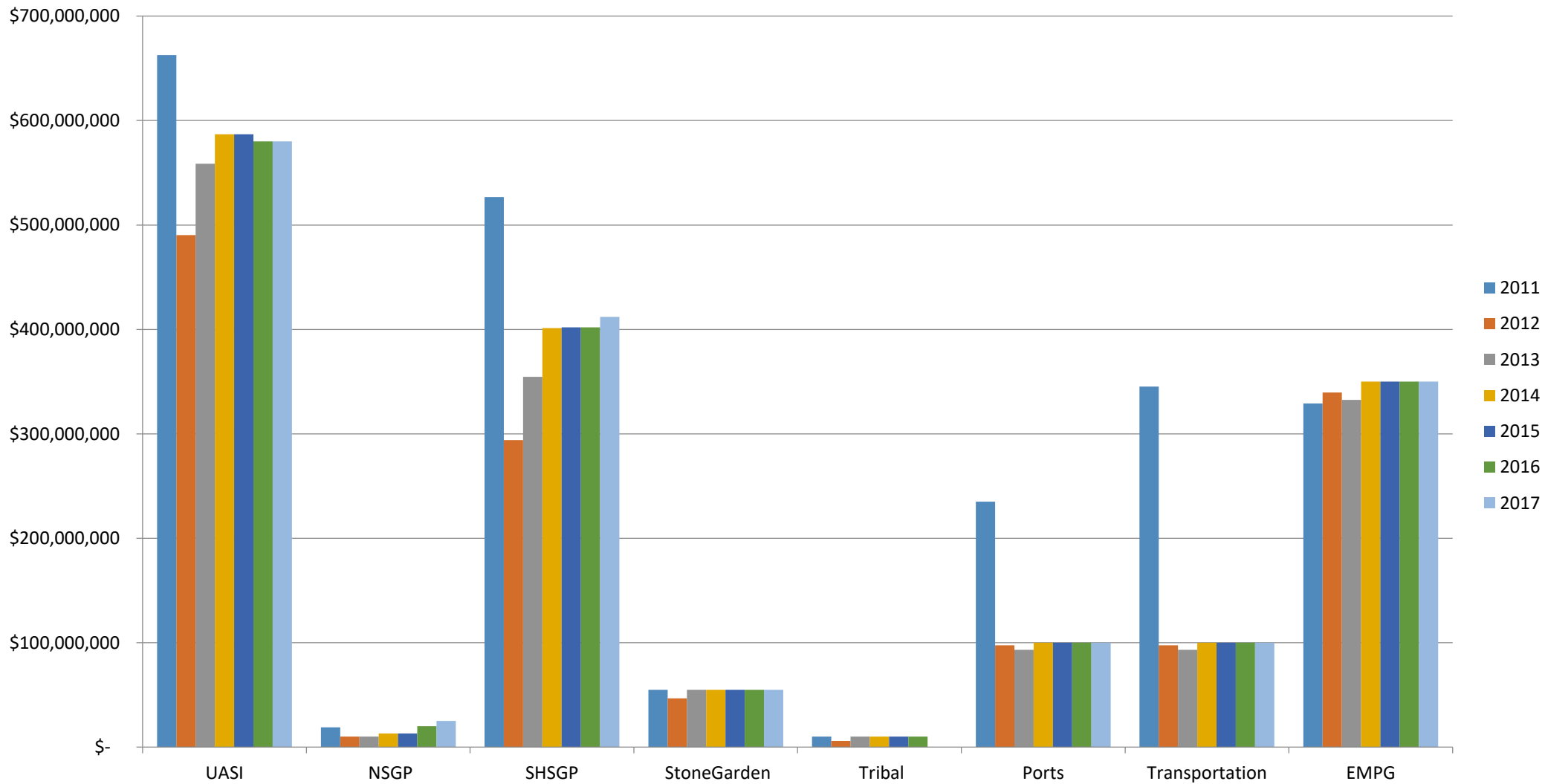
# Preparedness Grants Update

Emergency Management Council

May 4, 2017



# EMERGENCY MANAGEMENT DIVISION





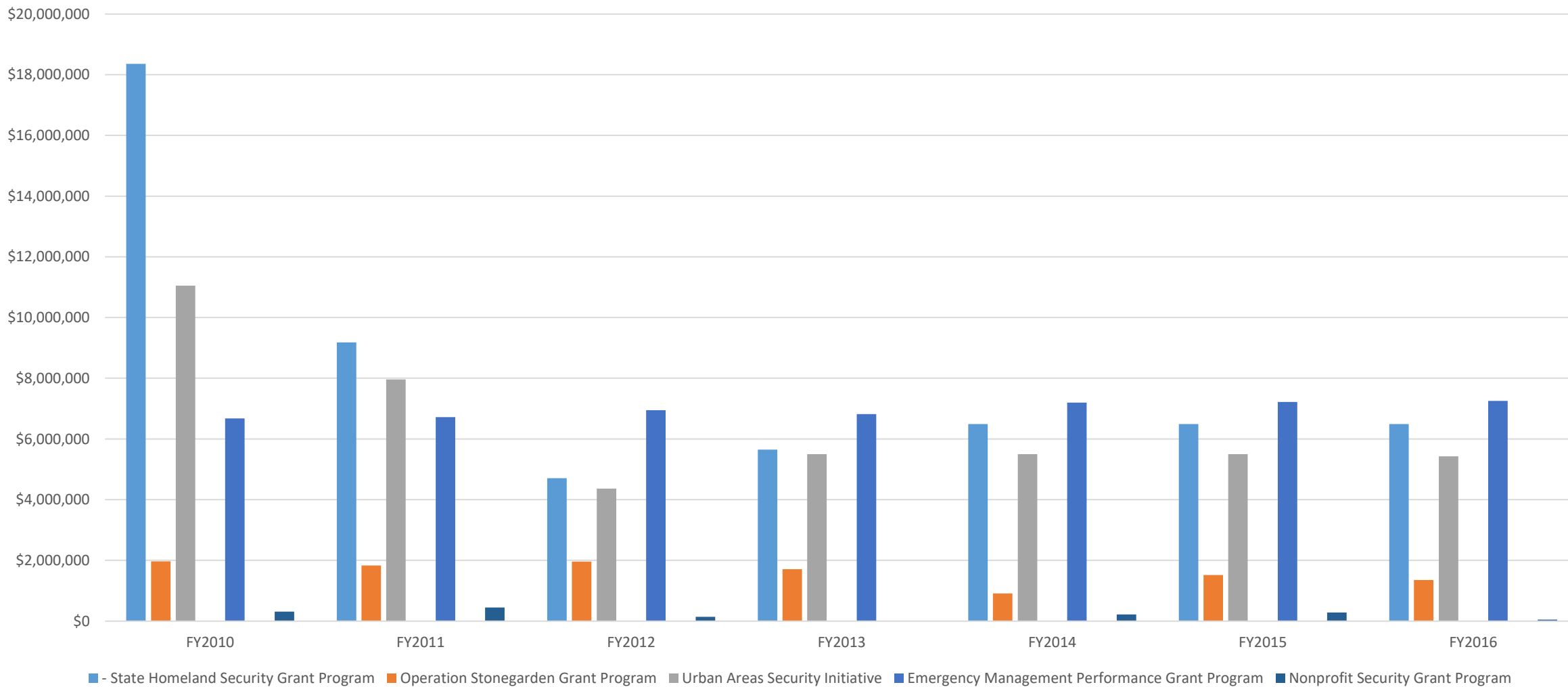
Federal Overview

**Preparedness Grant Funding Levels 2011 to 2017 Comparison**

	2011	2012	2013	2014	2015	2016	2017	Delta 16-17	Pct.Chg.
UASI	\$ 662,622,100	\$ 490,376,000	\$ 558,745,566	\$ 587,000,000	\$ 587,000,000	\$ 580,000,000	\$ 580,000,000	\$ -	0.0%
NSGP	\$ 18,962,000	\$ 10,000,000	\$ 10,000,000	\$ 13,000,000	\$ 13,000,000	\$ 20,000,000	\$ 25,000,000	\$ 5,000,000	38.5%
SHSP	\$ 526,874,100	\$ 294,000,000	\$ 354,644,123	\$ 401,346,000	\$ 402,000,000	\$ 402,000,000	\$ 412,000,000	\$ 10,000,000	2.5%
StoneGarden	\$ 54,890,000	\$ 46,600,000	\$ 55,000,000	\$ 55,000,000	\$ 55,000,000	\$ 55,000,000	\$ 55,000,000	\$ -	0.0%
Tribal	\$ 10,000,000	\$ 6,000,000	\$ 10,000,000	\$ 10,000,000	\$ 10,000,000	\$ 10,000,000	\$ -	\$ (10,000,000)	-100.0%
Ports	\$ 235,029,000	\$ 97,500,000	\$ 93,207,313	\$ 100,000,000	\$ 100,000,000	\$ 100,000,000	\$ 100,000,000	\$ -	0.0%
Transportation	\$ 345,217,000	\$ 97,500,000	\$ 93,207,313	\$ 100,000,000	\$ 100,000,000	\$ 100,000,000	\$ 100,000,000	\$ -	0.0%
EMPG	\$ 329,040,400	\$ 339,500,000	\$ 332,456,012	\$ 350,000,000	\$ 350,000,000	\$ 350,000,000	\$ 350,000,000	\$ -	0.0%
<b>Total</b>	<b>\$ 2,182,634,600</b>	<b>\$ 1,381,476,000</b>	<b>\$ 1,507,260,327</b>	<b>\$ 1,616,346,000</b>	<b>\$ 1,617,000,000</b>	<b>\$ 1,617,000,000</b>	<b>\$ 1,622,000,000</b>	<b>\$ 5,000,000</b>	<b>0.3%</b>

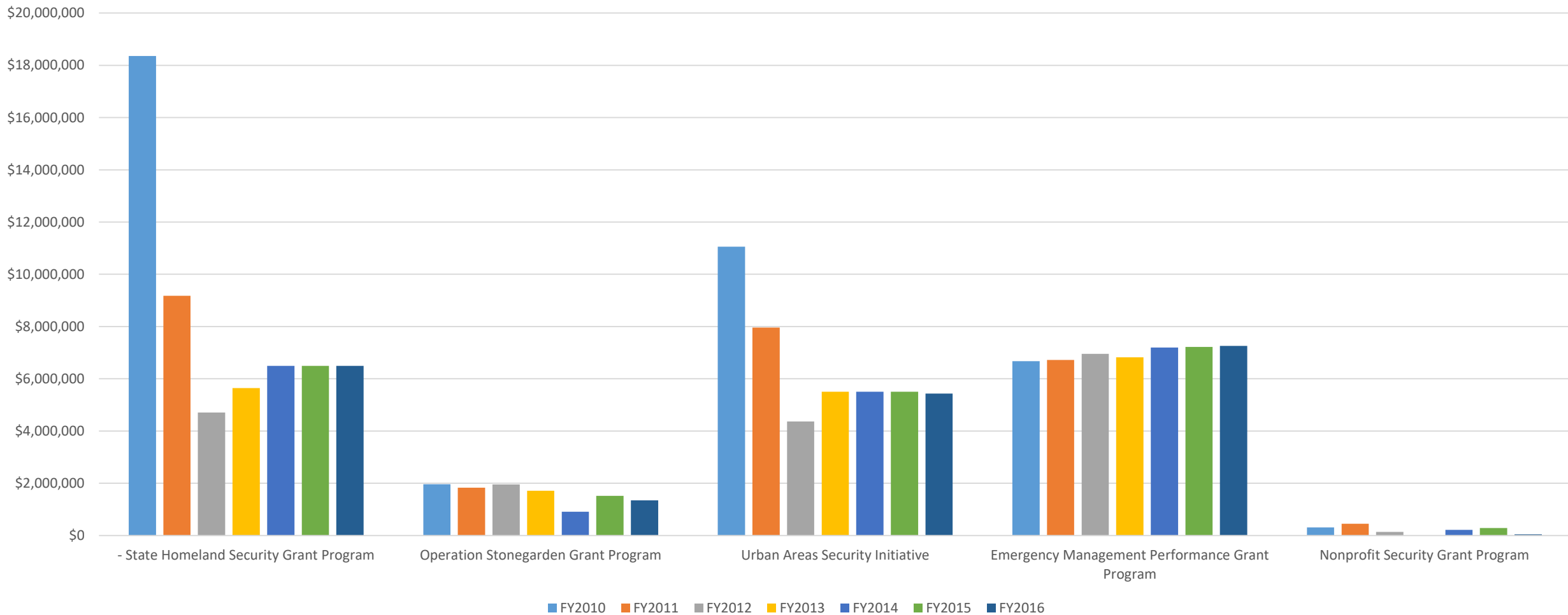


### Preparedness Grants Funding Levels





### Preparedness Grants Funding Levels





## Washington Overview

Grants		FY2010	FY2011	FY2012	FY2013	FY2014	FY2015	FY2016	Total
SHSP	- State Homeland Security Grant Program	\$18,357,092	\$9,178,546	\$4,705,147	\$5,646,176	\$6,493,000	\$6,493,000	\$6,493,000	\$57,365,961
OPSG	Operation Stonegarden Grant Program	\$1,965,477	\$1,831,463	\$1,958,696	\$1,711,305	\$910,319	\$1,519,908	\$1,349,953	\$11,247,121
UASI	Urban Areas Security Initiative	\$11,053,806	\$7,959,338	\$4,365,457	\$5,500,000	\$5,500,000	\$5,500,000	\$5,430,000	\$45,308,601
EMPG	Emergency Management Performance Grant Program	\$6,673,322	\$6,719,475	\$6,950,984	\$6,818,222	\$7,198,343	\$7,219,265	\$7,254,374	\$48,833,985
NSGP	Nonprofit Security Grant Program	\$308,914	\$449,350	\$139,500	\$0	\$219,400	\$282,205	\$44,580	\$1,443,949
	Total	\$38,358,611	\$26,138,172	\$18,119,784	\$19,675,703	\$20,321,062	\$21,014,378	\$20,571,907	\$164,199,617