



2017 State Preparedness Report: Process and Results

November 2, 2017

Jennifer Schaal

Planning, Analysis and Logistics Section

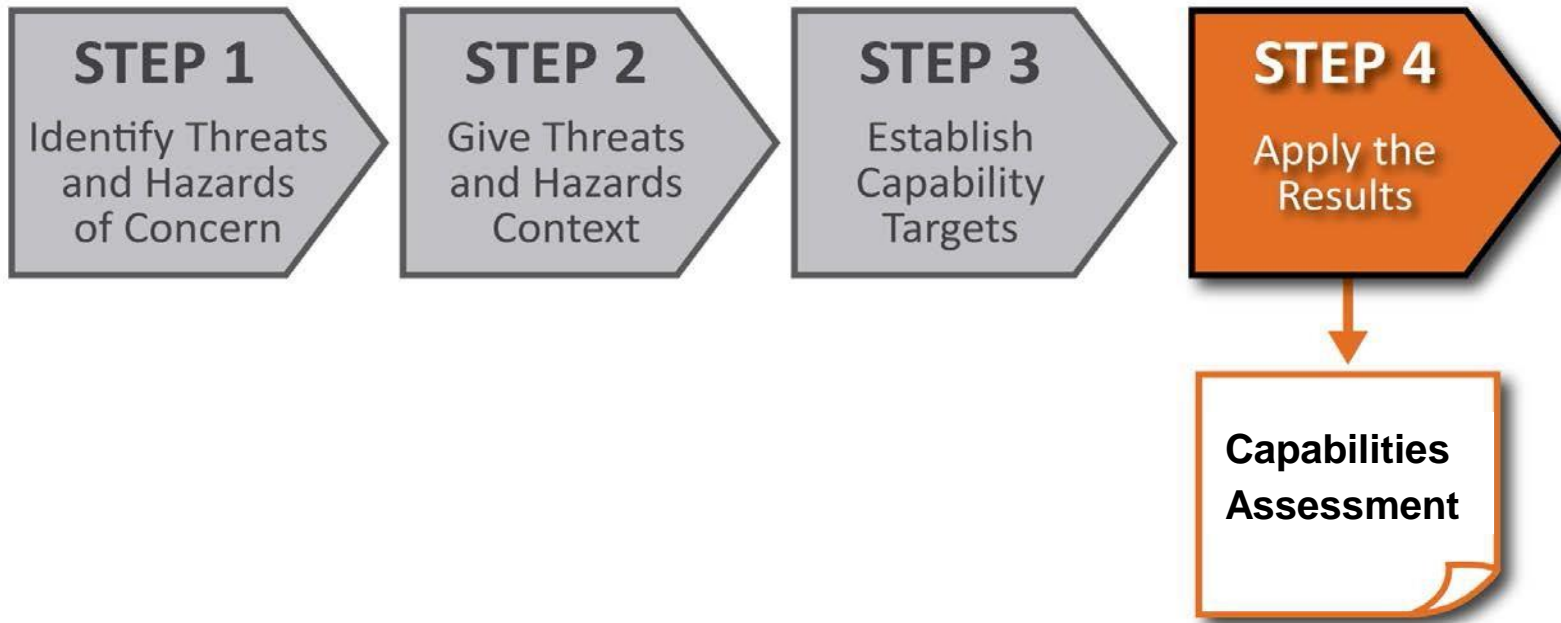
Preparedness Unit



- 2007** – Post-Katrina Emergency Management Reform Act (PKEMRA) of 2006 requires states to begin SPR reporting
- 2011** – Presidential Policy Directive-8 replaces HSPD-8; SPR becomes a qualitative, quantitative, risk-based assessment of 31 Core Capabilities
- 2012** – FEMA adds Threat & Hazard Identification & Risk Assessment (THIRA) requirement as basis for the SPR assessment
- 2015** – National Preparedness Goal refreshed, adding a 32nd Core Capability



THIRA is Step 1-3; SPR is in Step 4

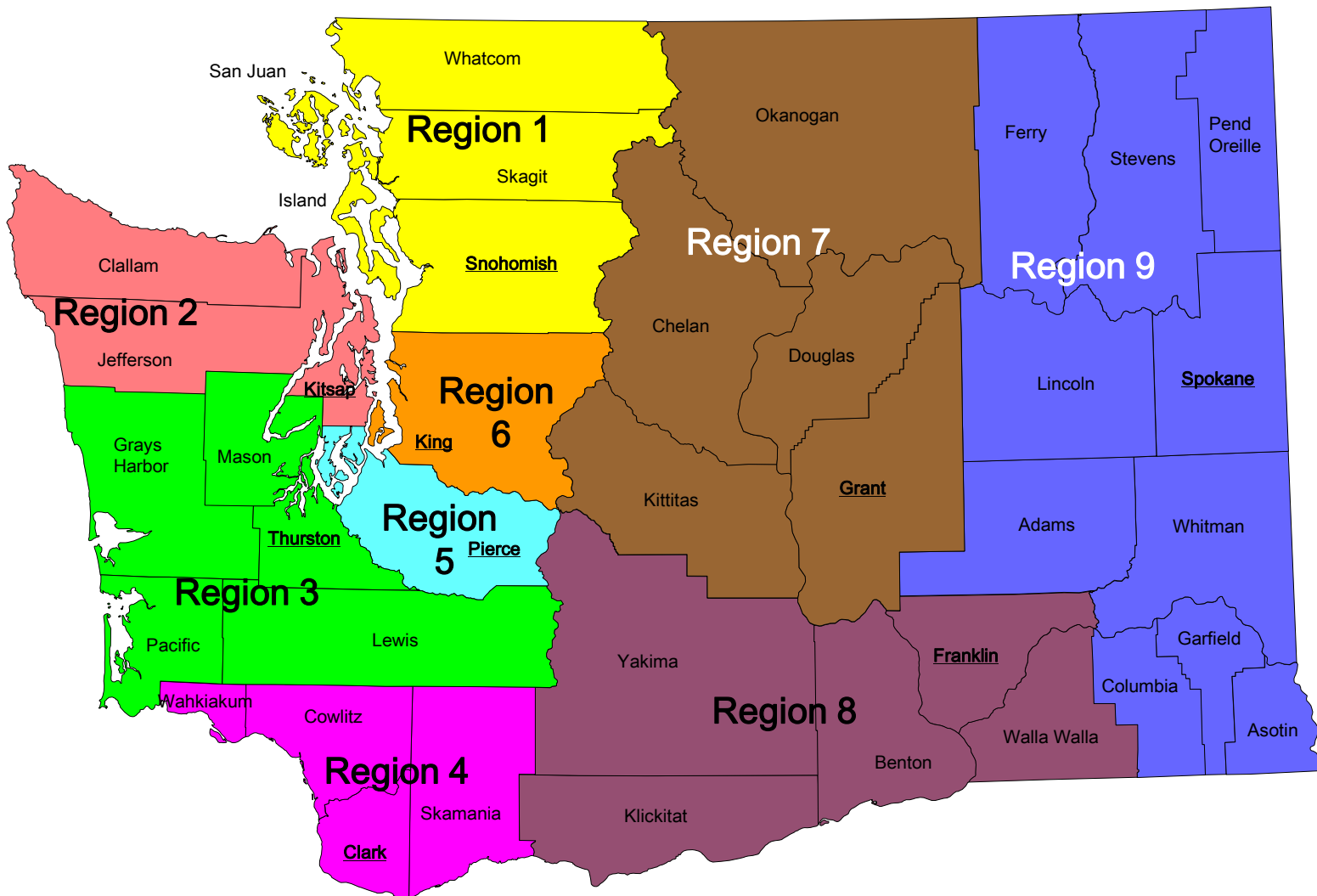


- *WA State THIRA established 2012*
- *Continual improvement via strategic planning and annual FEMA Region X feedback*



EMERGENCY
MANAGEMENT
DIVISION

2017 CAPABILITIES ASSESSMENT PROCESS





PREVENT		PROTECT	RESPOND	RECOVER	MITIGATE
Planning EMD - Dan Banks					
Public Information & Warning EMD - Chris Utzinger MIL - Mark Stewart					
Operational Coordination EMD - Chris Utzinger					
Cybersecurity EMD - Rob Lang					
Intelligence & Information Sharing WSP - Arel Solie		Infrastructure Systems EMD - Tristan Allen			Community Resilience EMD - Stacey McClain EMD - Derrick Hiebert
Interdiction & Disruption WSP - Arel Solie		Critical Transportation WSDOT - John Himmel	Economic Recovery COM - John Schelling EMD - Casey Broom		Long-Term Vulnerability Reduction EMD - Stacey McClain EMD - Derrick Hiebert
Screening, Search & Detection WSP - Arel Solie		Environmental Response/ Health & Safety ECY - Dave Byers			
Forensics & Attribution WSP - Arel Solie	Access Control & Identity Verification WSP - Arel Solie	Fatality Management DOH - Nathan Weed DOH - Ron Weaver		Health & Social Services DOH - Nathan Weed DSHS - Sue Bush EMD - Casey Broom	Risk & Disaster Resilience Assessment EMD - Stacey McClain EMD - Derrick Hiebert
	Physical Protective Measures WSP - Arel Solie	Fire Management & Suppression DNR - Bob Johnson WSP - Bill Slosson			
	Risk Management for Protection Programs & Activities WSP - Arel Solie	Logistics & Supply Chain Management DES - Craig Ginn EMD - Mark Douglas		Housing COM - John Schelling	Threats & Hazard Identification EMD - Derrick Hiebert
	Supply Chain Integrity & Security EMD - Mark Douglas	Mass Care Services DSHS - Sue Bush		Natural & Cultural Resources DAHPP - Greg Griffith	
		Mass Search & Rescue Operations EMD - Chris Long			
		On-Scene Security, Protection, & Law Enforcement WSP - Arel Solie			
		Operational Communications WATECH - Michael Marusich WSP - Bob Schwent			
		Public Health, Healthcare, & Emergency Medical Services DOH - Nathan Weed			
		Situational Assessment EMD - Chris Utzinger EMD - Dan Banks			



- January: State Agency Core Capability Leads adjusted where needed
- February-March: *WA Core Capabilities Strategic Planning Framework* completion
- April 26-July 15 : Homeland Security Regional Capabilities Assessment
- July 25-27: FEMA National and Regional SPR/THIRA Workshops
- August 1-31: Eight state agency workshops conducted, covering individual Mitigation, Response, Recovery and Common core capabilities
- August 1-31 All State Agencies asked to assess the four Common Capabilities
- Data rolled up, averaged, and finalized by EMD managers, supervisors and program managers



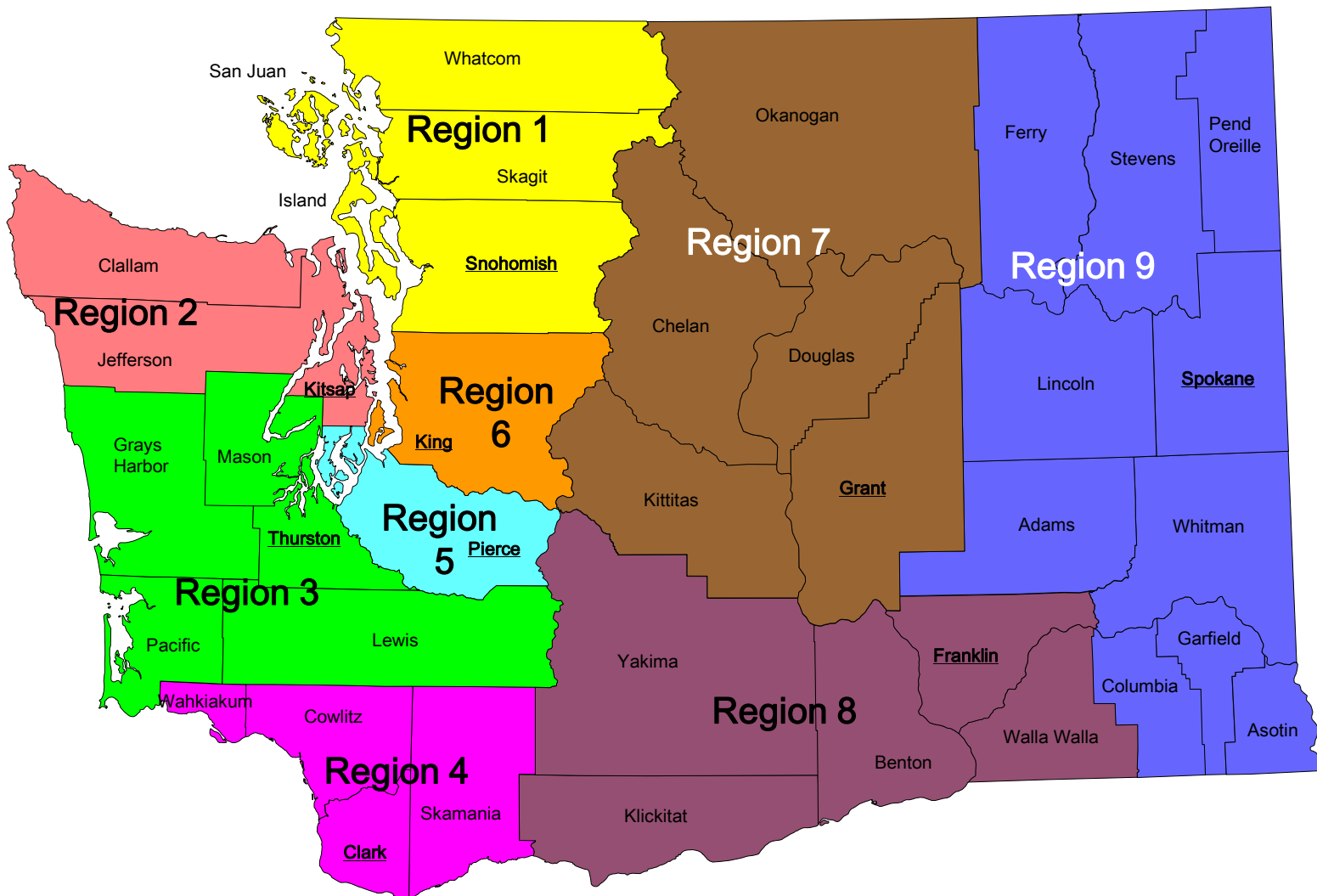
FEMA Rating Descriptions

<i>Planning: Strategic/operational plans, assessments, whole community collaboration, planning cycles</i>	
1	No plans/annexes exist
2	Some plans exist, but lack some annexes or other required elements
3	Plans/annexes are complete and up to date
4	Plans/annexes are complete, up to date, and have been validated by exercises or real-world operations within the last two years
5	Plans/annexes are complete, up to date and have been validated by exercises or real-world operations within the last two years; plans include coordination with higher levels of government and resource needs for catastrophic incidents
<i>Organization: Identifying whole community partners, developing relationships, MOUs/ agreements</i>	
1	Very little (0-20%) of the required organizational structure exists
2	Little (21-40%) of the required organizational structure exists
3	Much (41-60%) of the required organizational structure exists
4	Most (61-80%) of the required organizational structure exists
5	All or nearly all (81-100%) of the required organizational structure exists
<i>Equipment: Hardware, software, systems, supplies, facilities, NIMS-typed resources such as IMTs</i>	
1	Very little (0-20%) of the required equipment exists
2	Little (21-40%) of the required equipment exists
3	Much (41-60%) of the required equipment exists
4	Most (61-80%) of the required equipment exists
5	All or nearly all (81-100%) of the required equipment structure exists; sustainment needs only
<i>Training: Skills inventories, courses, conferences, workshops, drills, exercises, incident response</i>	
1	Very few (0-20%) relevant persons have completed all relevant courses
2	Few (21-40%) relevant persons have completed all relevant courses
3	Many (41-60%) relevant persons have completed all relevant courses
4	Most (61-80%) relevant persons have completed all relevant courses
5	All or nearly all (81-100%) relevant persons have completed all relevant courses
<i>Exercise: EOC exercises, tabletops, drills, incident response, EOC activations, after-action documentation</i>	
1	No exercises or real-world operations have been conducted within the last two years
2	Limited exercises or real-world operations have been conducted within the last two years; little documentation exists
3	Exercises or real-world operations have been conducted within the last two years; AAR/IP documented
4	Exercises or real-world operations have been conducted within the last two years; AAR/IP documented; most corrective actions have been implemented
5	Exercises or real-world operations have been conducted within the last two years; including coordination with higher levels of government; AAR/IP documented; all corrective actions have been implemented



EMERGENCY
MANAGEMENT
DIVISION

2017 CAPABILITIES ASSESSMENT RESULTS





PREVENT		PROTECT	RESPOND	RECOVER	MITIGATE
		Planning EMD - Dan Banks			
		Public Information & Warning EMD - Chris Utzinger MIL - Mark Stewart			
		Operational Coordination EMD - Chris Utzinger			
		Cybersecurity EMD - Rob Lang			
Intelligence & Information Sharing WSP - Arel Solie		Infrastructure Systems EMD - Tristan Allen			Community Resilience EMD - Stacey McClain EMD - Derrick Hiebert
Interdiction & Disruption WSP - Arel Solie		Critical Transportation WSDOT - John Himmel	Economic Recovery COM - John Schelling EMD - Casey Broom		Long-Term Vulnerability Reduction EMD - Stacey McClain EMD - Derrick Hiebert
Screening, Search & Detection WSP - Arel Solie		Environmental Response/ Health & Safety EMD - Dave Byers			
Forensics & Attribution WSP - Arel Solie	Access Control & Identity Verification WSP - Arel Solie	Fatality Management DOH - Nathan Weed DOH - Ron Weaver		Health & Social Services DOH - Nathan Weed DSHS - Sue Bush EMD - Casey Broom	Risk & Disaster Resilience Assessment EMD - Stacey McClain EMD - Derrick Hiebert
	Physical Protective Measures WSP - Arel Solie	Fire Management & Suppression DNR - Bob Johnson WSP - Bill Slosson			
	Risk Management for Protection Programs & Activities WSP - Arel Solie	Logistics & Supply Chain Management DES - Craig Ginn EMD - Mark Douglas		Housing COM - John Schelling	
	Supply Chain Integrity & Security EMD - Mark Douglas	Mass Care Services DSHS - Sue Bush		Natural & Cultural Resources DAHP - Greg Griffith	Threats & Hazard Identification EMD - Derrick Hiebert
		Mass Search & Rescue Operations EMD - Chris Long			
		On-Scene Security, Protection, & Law Enforcement WSP - Arel Solie			
		Operational Communications WATECH - Michael Marusich WSP - Bob Schwent			
		Public Health, Healthcare, & Emergency Medical Services DOH - Nathan Weed			
		Situational Assessment EMD - Chris Utzinger EMD - Dan Banks			



Other State Agency Participants

- *Commission for National and Community Service*
- *Department of Commerce*
- *Gambling Commission*
- *Department of Licensing*
- *Department of Natural Resources*
- *Department of Parks and Recreation*
- *Department of Revenue*
- *Office of the Insurance Commissioner*
- *Department of Archaeological and Historic Preservation*
- *Department of Agriculture*
- *Department of Ecology*
- *Department of Fish and Wildlife*
- *Department of Health*
- *Employment Security Division*
- *State Conservation Commission*
- *WSDOT*



“Cross-Cutting” Core Capabilities

KEY					
N/A	1	2	3	4	5

Planning
Public Information and Warning
Operational Coordination
Cybersecurity

2017				
Planning	Organization	Equipment	Training	Exercises
3	3		3	3
3	3	3	3	3
3	3	3	3	3
2	3	3	3	2

2016				
Planning	Organization	Equipment	Training	Exercises
3	3		3	3
3	3	3	3	3
3	3	3	3	3
2	3	3	3	2



“Prevent/Protect” Core Capabilities

KEY					
N/A	1	2	3	4	5

Forensics and Attribution
Intelligence and Information Sharing
Interdiction and Disruption
Screening, Search, and Detection
Access Control and Identity Verification
Physical Protective Measures
Risk Management for Protection Programs and Activities
Supply Chain Integrity and Security

2017				
Planning	Organization	Equipment	Training	Exercises
4	3	4	3	3
2	2	3	2	2
2	3	3	3	3
2	3	3	3	3
2	3	3	3	2
2	3	2	2	2
2	2	2	2	2
2	2	2	2	2

2016				
Planning	Organization	Equipment	Training	Exercises
4	3	4	3	3
2	2	3	2	2
2	3	3	3	3
2	3	3	3	3
2	3	3	3	2
2	3	2	2	2
2	2	2	2	2
2	2	2	2	2



KEY					
N/A	1	2	3	4	5

Infrastructure Systems
Critical Transportation
Environmental Response / Health and Safety
Fatality Management Services
Fire Management and Suppression
Logistics and Supply Chain Management

2017				
Planning	Organization	Equipment	Training	Exercises
2	2	3	3	3
3	4	3	3	3
3	2	2	2	2
2	2	2	3	2
3	4	3	4	4
2	2	3	2	2

2016				
Planning	Organization	Equipment	Training	Exercises
3	3	2	3	3
3	4	3	2	3
3	2	2	2	2
2	2	2	2	2
3	3	2	3	3
2	2	3	2	2

- Infrastructure Systems – Planning, Organization down from 3 to 2; Equipment up from 2 to 3
- Critical Transportation – Training up from 2 to 3
- Fatality Management – Training up from 2 to 3
- Fire Management & Suppression – Organization, Training, Exercise up from 3 to 4; Equipment up from 2 to 3



“Respond” Core Capabilities (cont’d)

KEY					
N/A	1	2	3	4	5

Mass Care Services
Mass Search and Rescue Operations
On-Scene Security, Protection and Law Enforcement
Operational Communications
Public Health, Healthcare, and Emergency Medical Services
Situational Assessment

2017

Planning	Organization	Equipment	Training	Exercises
----------	--------------	-----------	----------	-----------

2	2	2	2	2
2	3	3	3	3
2	2	3	3	3
3	3	3	2	3
3	3	3	3	4
2	3	3	3	3

2016

Planning	Organization	Equipment	Training	Exercises
----------	--------------	-----------	----------	-----------

2	2	2	2	2
2	3	3	3	3
2	2	3	3	3
3	3	3	3	4
2	3	3	3	3
2	3	3	3	3

- Operational Communications – Training down from 3 to 2; Exercise down from 4 to 3
- Public Health, Healthcare and Emergency Medical Services – Planning up from 2 to 3; Exercise up from 3 to 4;



KEY					
N/A	1	2	3	4	5

Economic Recovery
Health and Social Services
Housing
Natural and Cultural Resources

2017				
Planning	Organization	Equipment	Training	Exercises
2	2	2	1	2
2	3	1	2	1
2	1	1	1	1
2	3	3	2	2

2016				
Planning	Organization	Equipment	Training	Exercises
2	2	2	1	2
2	2	2	3	2
2	1	2	1	1
2	3	3	2	2

- Health and Social Services –
 Organization up from 2 to 3
 Equipment and Exercise down from a 2 to a 1
 Training down from a 3 to a 2
- Housing – Equipment down from 2 to 1



“Mitigate” Core Capabilities

KEY					
N/A	1	2	3	4	5

Community Resilience
Long-Term Vulnerability Reduction
Risk and Disaster Resilience Assessment
Threats and Hazard Identification

2017				
Planning	Organization	Equipment	Training	Exercises

2	2		1	2
3	2	2	2	
3	2	2	2	
3	3		3	

2016				
Planning	Organization	Equipment	Training	Exercises

2	2		1	2
3	2	2	2	
3	2	2	2	
2	3		3	

- Threats and Hazard Identification – Planning up from a 2 to a 3



Average Score by POETE Level

	Planning	Organization	Equipment	Training	Exercise
2017	2.4	2.6	2.6	2.4	2.5
2016	2.4	2.6	2.6	2.4	2.5



Average Score by Mission Area

	Cross-Cutting	Prevention / Protection	Response	Recovery	Mitigation
2017	2.9	2.5	2.7	1.8	2.3
2016	2.9	2.5	2.6	2.0	2.2



**EMERGENCY
MANAGEMENT
DIVISION**

Heat Map 2017

Core Capability <i>Sorted within Mission Area</i>	2017 Ratings					2016 Ratings					2015 Ratings				
	Planning	Organization	Equipment	Training	Exercise	Planning	Organization	Equipment	Training	Exercise	Planning	Organization	Equipment	Training	Exercise
Planning	3	3	N/A	3	3										
Public Information and Warning	3	3	3	3	3						4				
Operational Coordination	3	3	3	3	3										
Cybersecurity	2	3	3	3	2						2		2		
Intelligence and Information Sharing	2	2	3	2	2										
Interdiction and Disruption	2	3	3	3	3									3	
Screening, Search, and Detection	2	3	3	3	3						3	4	4	3	
Forensics and Attribution	4	3	4	3	3										
Access Control and Identity Verification	2	3	2	2	2										
Physical Protective Measures	2	3	2	2	2						3			3	
Risk Management for Protection Programs & Activities	2	2	2	2	2						3	3	3	3	3
Supply Chain Integrity and Security	2	2	2	2	2										
Infrastructure Systems	2	2	3	3	3	3	3	2			3	3			
Critical Transportation	3	4	3	3	3				2						3
Environmental Response/Health and Safety	3	2	2	2	2						3	4			
Fatality Management Services	2	2	2	3	2					2					
Fire Management and Suppression	3	4	3	4	4	3	2	3	3						
Logistics and Supply Chain Management	2	2	3	2	2									2	
Mass Care Services	2	2	2	2	2								1		
Mass Search and Rescue Operations	2	3	3	3	3										
On-Scene Security, Protection, and Law Enforcement	2	2	3	3	3										1
Operational Communications	3	3	3	2	3				3	4			1		
Public Health, Healthcare, and Emergency Medical Services	3	3	3	3	4	2				3					
Situational Assessment	2	3	3	3	3						4				
Economic Recovery	2	2	2	1	2										
Health and Social Services	2	3	1	2	1		2	2	3	2					
Housing	2	1	1	1	1			2							
Natural and Cultural Resources	2	3	3	2	2										
Community Resilience	2	2	N/A	1	2								3	3	
Long-term Vulnerability Reduction	3	2	2	2	N/A										
Risk and Disaster Resilience Assessment	3	2	2	2	N/A										
Threats and Hazard Identification	3	3	N/A	3	N/A	2									



- Elements at Rating Level **2** = 45.5%
- Elements at Rating Level **3** = 44.8%
- Elements at Rating Level **1** = 5.2%
- Elements at Rating Level **4** = 4.5%

...insignificant change from 2016 and 2015

- **Eleven** capabilities **upgraded** elements (six in 2016)
- Seven** capabilities **downgraded** elements (eight in 2016)

- Most significant changes:

Upgrading Fire Management & Suppression
Operational Communications
Public Health, Healthcare, & Emergency Medical Services

Remix of Health & Social Services

- Gap Descriptions continued to improve due to workshops
- Capturing Recent Advances has the added benefit of improving Gap Descriptions



- **Highest** rated:
 - Fire Management and Suppression**
 - Forensics and Attribution**
 - Critical Transportation**
 - Public Health, Healthcare, and Emergency Medical Services**

- **Lowest** rated:
 - Housing**
 - Health and Social Services**
 - Economic Recovery**
 - Community Resilience**



EMERGENCY MANAGEMENT DIVISION

LOOKING FORWARD



- Nov 9 – SPR Presentation to TAG/ATAG
- Nov 14 – SPR Executive Summary package prepared for TAG
- Nov 17 – SPR package to Governor's Office for approval to submit data to FEMA
- Dec 8 – Data input to FEMA Unified Reporting Tool complete
- Dec 15 – Submission to FEMA




PREVENT	PROTECT	RESPOND	RECOVER	MITIGATE
A1- Planning WSP - Arel Solie	B1- Planning WSP - Arel Solie	C1- Planning EMD - Dan Banks	D1- Planning EMD - Stacey McClain	E1- Planning EMD - Derrick Hiebert
A2- Public Information & Warning WSP - Arel Solie MIL - Mark Stewart	B2- Public Information & Warning WSP - Arel Solie MIL - Mark Stewart	C2- Public Information & Warning EMD - Chris Utzinger MIL - Mark Stewart	D2- Public Information & Warning EMD - Stacey McClain MIL - Mark Stewart	E2- Public Information & Warning MIL - Mark Stewart EMD - Maximilian Dixon
A3- Operational Coordination WSP - Arel Solie	B3- Operational Coordination WSP - Arel Solie	C3- Operational Coordination EMD - Chris Utzinger	D3- Operational Coordination EMD -	E3- Operational Coordination EMD - Chris Utzinger EMD - Derrick Hiebert
A4- Cybersecurity EMD - Rob Lang	B4- Cybersecurity EMD - Rob Lang	C4- Cybersecurity EMD - Rob Lang	D4- Cybersecurity EMD - Rob Lang	E4- Cybersecurity EMD - Rob Lang
A5- Intelligence & Information Sharing WSP - Arel Solie	B5- Intelligence & Information Sharing WSP - Arel Solie	C5- Infrastructure Systems EMD - Tristan Allen	D5- Infrastructure Systems EMD - Tristan Allen	E5- Community Resilience EMD - Stacey McClain EMD - Derrick Hiebert
A6- Interdiction & Disruption WSP - Arel Solie	B6- Interdiction & Disruption WSP - Arel Solie	C6- Critical Transportation WSDOT - John Himmel	D6- Economic Recovery COM - John Schelling EMD - Casey Broom	E6- Long-Term Vulnerability Reduction EMD - Stacey McClain EMD - Derrick Hiebert
A7- Screening, Search & Detection WSP - Arel Solie	B7- Screening, Search & Detection WSP - Arel Solie	C7- Environmental Response/ Health & Safety ECY - Dave Byers	D6- Health & Social Services DOH - Nathan Weed DSHS - Sue Bush EMD - Casey Broom	
A8- Forensics & Attribution WSP - Arel Solie	B8- Access Control & Identity Verification WSP - Arel Solie	C8- Fatality Management DOH - Nathan Weed DOH - Ron Weaver		D7- Housing COM - John Schelling
	B9- Physical Protective Measures WSP - Arel Solie	C9- Fire Management & Suppression DNR - Bob Johnson WSP - Bill Slosson	D8- Natural & Cultural Resources DAHPP - Greg Griffith	
	B10- Risk Management for Protection Programs & Activities WSP - Arel Solie EMD - Tristan Allen	C10- Logistics & Supply Chain Management DES - Craig Ginn EMD - Mark Douglas		
		B11- Supply Chain Integrity & Security EMD - Mark Douglas	C11- Mass Care Services DSHS - Sue Bush	
			C12- Mass Search & Rescue Operations EMD - Chris Long	
		C13- On-Scene Security, Protection, & Law Enforcement WSP - Arel Solie		
		C14- Operational Communications WATECH - Michael Marusich WSP - Bob Schwent		
		C15- Public Health, Healthcare, & Emergency Medical Services DOH - Nathan Weed		
		C16- Situational Assessment EMD - Chris Utzinger EMD - Dan Banks		



THIRA

- Tells the story of our threats & hazards
- Defines the impacts of each threat & hazard on each core capability
- Defines the outcomes we want for the **most severe** impact to each core capability
- Sets performance targets based on the outcomes


Due Dec 31



SPR

- ✓ Rates our level of capability
- ✓ Looks at the essential elements of every core capability:
 - ✓ **P**lanning
 - ✓ **O**rganization
 - ✓ **E**quipment
 - ✓ **T**raining
 - ✓ **E**xercise
- ✓ Workshop-based assessment, using a 1-5 pt. scale, gap description, and recent advances in capability

Due Dec 31



Strategic Planning

- ❖ Pulls the THIRA targets and SPR gaps together
- ❖ Describes what each core capability means in our state
- ❖ Sets **at least one strategic objective for each POETE element gap**
- ❖ Looks forward 3-5 years, reviewed/improved annually, and captured in *WA State Core Capability Strategic Planning Framework*

Annual Review



QUESTIONS?

Jennifer Schaal
(253) 512-7053
jennifer.schaal@mil.wa.gov